



# Asco Elevator

under by : Ancient Aliens Lift

*Luxury And Convenience In Your Home*

[www.ascoelevator.com](http://www.ascoelevator.com) | [ascoelevator@gmail.com](mailto:ascoelevator@gmail.com)

57/B, Balaji Nagar Main Road, Gerugambakkam,(Porur) Chennai 600 122.





# Asco Elevator

under by : Ancient Aliens Lift





# who we are




Aliens Lifts is the ISO 9001:2008 certified new lift installation company specialized in designing, installing, maintaining, refurbishing, repairing and modernizing your lifts. No matter your lifts are large or small, we handle any lift installation projects with high professionalism. We take the pride of being one of the fastest growing and popular lift installation companies in the world. We deliver international standards of quality services with uniqueness in designs that makes your building(company) look absolutely outstanding and different from others.

Aliens Lifts is the trusted lift installation company secured many prestigious contracts from our valuable clients by meeting their wide assortment of demands. Our excellency in lift installation and maintenance services in addition to quality have made us to provide all amenities thereby reducing the reliability on other dealers and maintenance services. Thus we strive to provide a limitless solution for our clients

Working closely in a friendly environment with our clients, we ensure giving you the highest standards of services by completing the lift installation projects meeting your needs exactly, though exceeding your expectations. We can offer any standards of lift installation that perfectly match your building architect and modern look. Our unrivalled professionally skilled team of technicians work hard with full dedication, thereby giving you not just a convinced service but astonishing lift installations that amaze you. Our technicians are well trained in every aspect of designing, installation, repair, maintenance and modernizing the lifts of any types. We are committed in offering safety, quality and affordable service that brings the value for your money.

## OUR PRODUCTS & SERVICES

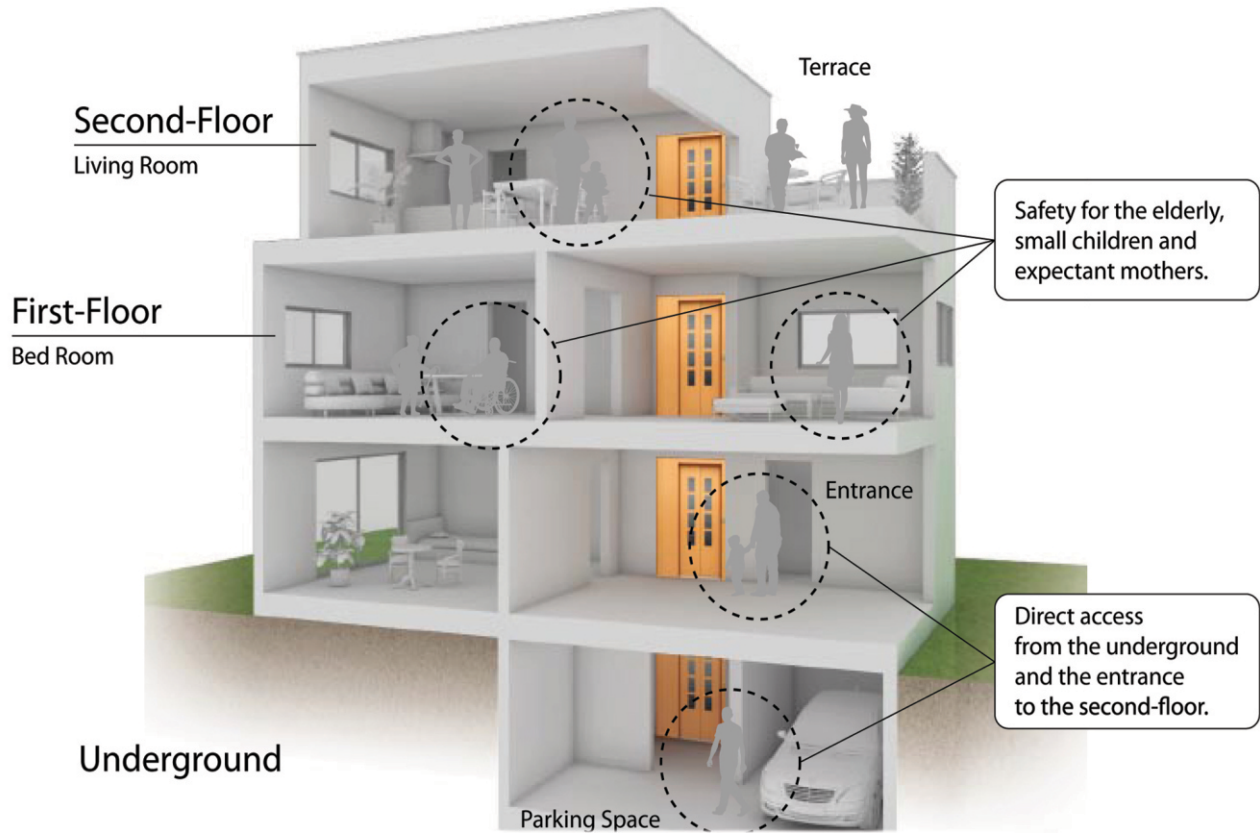
1. Geared and Gearless Elevators
2. Machine Room Less Elevators
3. Hydraulic Elevators
4. Hospital Elevators
5. Freight Elevators
6. Cstom Built Elevators
7. Maintenance Of Multi Brand Elevators





# Raising the Quality of Your Lifestyle

Home elevators empower everyone in the family to move around the home with greater safety, freedom and peace of mind. And all rooms can be used with maximum effectiveness.

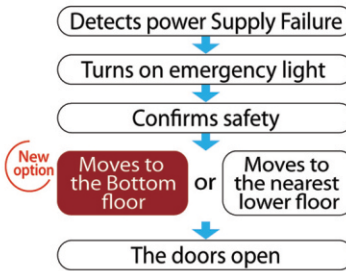


## Safety

### Automatic Rescue Device For Power Failure (ARD)

#### Emergency Car Lighting Standard feature

Upon electric power supply failure, a car automatically moves to the nearest lower floor or bottom floor (Option), and doors open using a rechargeable battery to facilitate the safe evacuation of passenger. And upon electric power supply failure, an emergency car light automatically turns on immediately providing minimum level of lighting within a car by the rechargeable battery.



### Door Safety Shoe

If passengers or objects come into contact with the safety shoe on the door edge when the door is closing, the door automatically re-opens to ensure safe operation, as a standard feature.



## Energy-Saving and ECO Functions

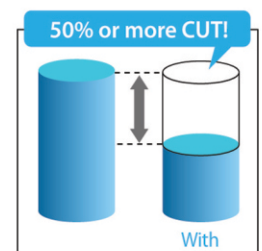
### NEW LED Car Lighting

Applying LED Car Lighting which offer longer life and saving energy. They are environmentally friendly, as they do not need to be replaced frequently.

### Energy Saving

#### Standard feature

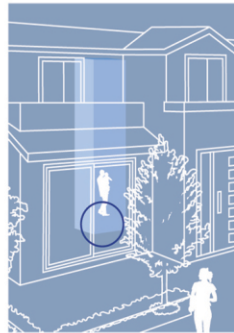
Aliens Lifts Home Elevators reduce wasteful electrical usage. In addition to a high-efficiency motor, they are equipped with an automatic illumination shutoff function and an energy-saving operation mode as a standard feature that dramatically reduces standby power consumption.





# Maximum Use of Available Space

## Installation Proposals in Buildings with Limited Pit Depth



### For Private House

This optimum elevator model fits for sites where pits cannot be dug deeply or for existing buildings.



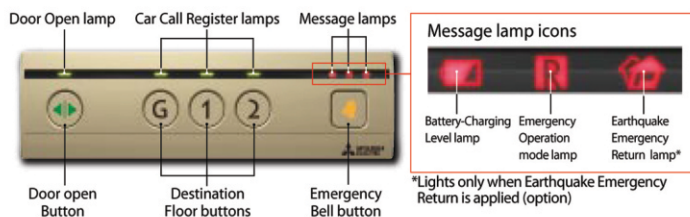
### For Maisonette Residence

Nowadays, installation of home elevators in Maisonette residence has been growing in popularity. This elevator model offers the optimum choice for use in buildings with limited vertical space.

## Comfort

### Car Operating Panel(M-CBH-040GF)

Car Operating Panel is located lower position on the side wall to easily operate by passengers. All words and numbers are displayed in large font for easy visibility. Door Open button, Emergency Bell button and Destination Floor buttons are simple push type. And Message lamps of Battery Charging Level, Emergency Operation mode and Earthquake Emergency Return are being displayed on Car Operating Panel.

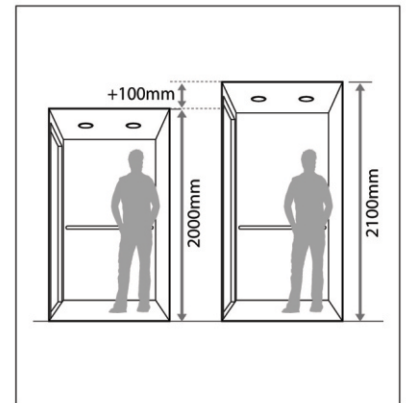


### NEW 100mm Higher Car Ceiling Height and Entrance Height

#### Option

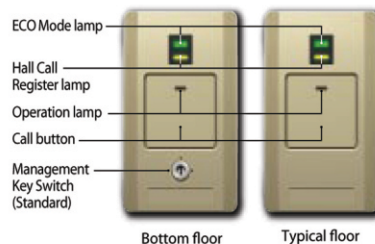
For all type of car designs, 2100mm Car ceiling height and 2000mm Entrance height can be applied to feel comfortable atmosphere.

\*SED300S is the standard specification, SED200S is available as an option.



### Hall Call Button(M-HBE-040GJ)

Large size button of 44mm×44mm is applied to Hall Call button. And it is easy, simple push type. Display lamps of Operation, Hall Call Register and ECO Mode are provided on Hall call button panel. And location of Hall call button panel is visible by Operation lamp or ECO Mode lamp easily.






# FUNCTIONS

## ECO Mode(Energy-Saving) Standard

When the elevator is not used for passed certain period, the car light, electric fan(option) is turned off automatically and reduce power consumption of standby power. During ECO Mode, ECO Mode lamp is turned-on light on Hall call button panel and Operation lamp on Hall call button reduces brightness of light.



ECO Mode is deactivated by pressing the call button for more than a second. The ECO mode lamp is turned-off and Operation Lamp lights up.



## Bleep Button Option

Electronic tone sounds can be made to recognize that the Hall call button or button on Car Operating Panel is pushed.

## Electric fan Option

Providing Electric fan as optional feature.

## Car Arrival Chime Option

Electronic chime sounds can be made to announce car arriving before reaching to the floor. The chime can be controlled to on-off by switch located in the telephone box.

## Additional Management Key Switch Option

Additional Management Key Switch can be provided by one unit. Management key switch is controlled to on-off of elevator operation from the floor.

\*A management key switch is usually installed on the bottom floor.

Additional management key switch



Typical floor

# SAFETY AND COMFORT

## Emergency Situations

**Emergency operations** Enhance safety by adding emergency operation features which quickly respond to a power failure, fire or earthquake.

Power failure	<b>Aliens Lifts Emergency Landing Device (AELD) (Optional)</b> Upon power failure, a car automatically moves to the nearest floor using a rechargeable battery to facilitate the safe evacuation of passengers.
	<b>Operation by Emergency Power Source — Automatic/Manual (OEPS) (Optional)</b> Upon power failure, predetermined car(s) use a building's emergency power supply to move to a specified floor and open the doors for passengers to evacuate. After all cars have arrived, predetermined car(s) will resume normal operation.
Fire	<b>Fire Emergency Return (FER) (Optional)</b> When a key switch or a building's fire sensors are activated, all cars immediately return to a specified floor and open the doors to facilitate the safe evacuation of passengers.
	<b>Firefighters' Emergency Operation (FE) (Optional)</b> When the fire operation switch is activated, the car immediately returns to a predetermined floor. The car then responds only to car calls which facilitate fire-fighting and rescue operations.
Earthquake	<b>Earthquake Emergency Return (EER-P/EER-S) (Optional)</b> When a primary and/or secondary wave seismic sensor is activated, all cars stop at the nearest floor and park there with the doors open to facilitate the safe evacuation of passengers.

## For Safe Boarding

**Door Safety Devices** Our reliable device ensures that the doors are clear to open and close. Depending on the type of sensor, the detection area differs.



**Multi-beam Door Sensor**  
(Optional)



**Multi-beam Door Sensor – Signal Type (MBSS)**  
(Optional)




When opening    When closing  
LEDs light up at door opening/closing.





# Ceiling Design





# Designs inspired by the five elements

## ■ Easy to choose product range

The KONE I MonoSpace® comes as a compact range with standard variants, all based on the five natural elements. The simple specifications lead to an easy and uncomplicated selection process. With KONE I MonoSpace deciding on what suits your building best is never a time consuming, complex task.

### SunGlow



IMSP 005



IMSP 006



IMSP 007

### DewDrop



IMPD 003



IMPD 004

### SandStone



IMPD 001



IMPD 002

### CoolBreeze



IMPP 010



IMPP 011

### MilkyWay




IMSS 008



IMSS 009


- SS ceiling & the vandal resistant SS wall panel options available for the MilkyWay range.
- All cars come with Powder coated round handrail (HR 64S) as standard, Flat handrail (HR 20) is optional. Round handrail HR 64S is also available in SS finish as optional.
- Pyramid lighting RL 75F is available as optional ceiling.
- Granite flooring is optional (customer scope)





### SKINPLATE VERSION

#### CABIN WALLS AND CABIN SLIDING DOORS



#### CENTRAL STAVE

#### CABIN FLOOR




### STAINLESS STEEL VERSION

#### CABIN WALLS AND CABIN SLIDING DOORS



#### CENTRAL STAVE

#### CABIN FLOOR



Cabin roof is painted with white RAL9010 color and has an embossed effect.

Available as an option the SUSPENDED CEILING with the same finishing as the central stave (F12PPS skinplate or satin stainless steel)

SLIDING LANDING DOORS are available in the following finishings:

- RAL painted steel.
- Steel covered with stainless steel, satin effect.
- Steel covered with stainless steel, mirror effect.
- Steel covered with stainless steel, gold mirror effect.

SK=Skinplate

TYPES OF HOME  
**LIFT** Doors





# Selection made simple



32001S1W



32030S4W



32023S3Z



33023P2Z



32043S5Z



32042S5Y



32041S5X



33032P3Y



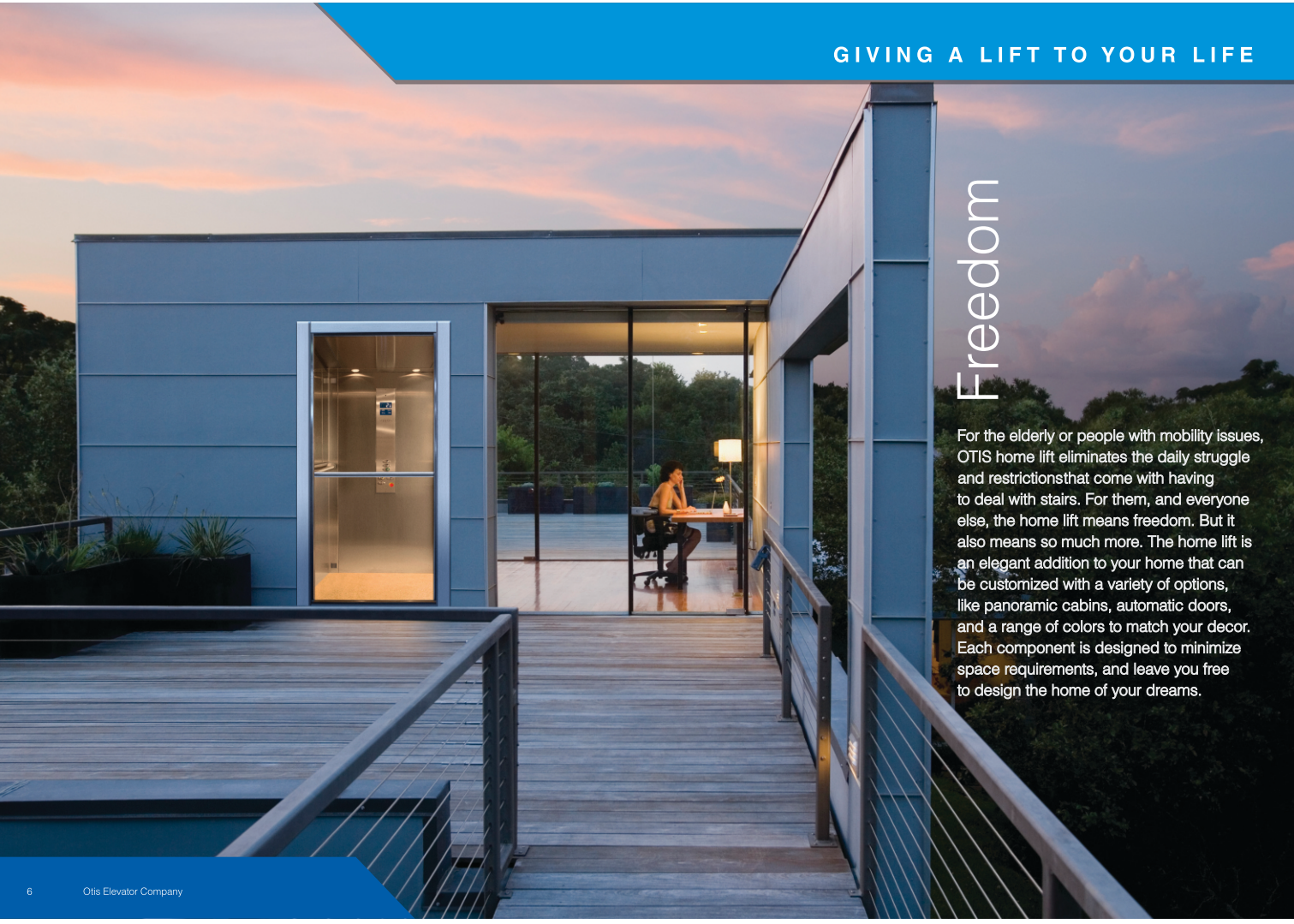
# Observation Cars





# Freedom

For the elderly or people with mobility issues, OTIS home lift eliminates the daily struggle and restriction that come with having to deal with stairs. For them, and everyone else, the home lift means freedom. But it also means so much more. The home lift is an elegant addition to your home that can be customized with a variety of options, like panoramic cabins, automatic doors, and a range of colors to match your decor. Each component is designed to minimize space requirements, and leave you free to design the home of your dreams.





Types of  
**LIFT**  
Doors



Big Vision Glass Door



Full Vision Glass Door



Telescopic Auto Door



SS Auto Door



Manual Telescopic Door



Swing Door



Folding Door



Imperforated Door





# Elevator **DOORS**

## Simplicity

When it comes to installation, the home lift lives up to its name. It fits easily into existing structures. And because it doesn't require building modifications, it's ideal for renovation projects as well as new construction. Plus, installing the home lift won't force you to rewire your home because it runs on the same power as standard electrical appliances.



NO FRAME



SMALL FRAME




REDUCED  
FRAME WITH  
100 MM WIDE  
COLUMN AND  
LINTEL



MEDIUM  
REDUCED  
FRAME WITH  
150 MM WIDE  
COLUMN AND  
LINTEL



MEDIUM  
REDUCED FRAME



# Segment LED® Indicators

\*Some letters of the alphabets are not available. Please consult our local agents for details.

## Car operating panel\*1,2

For front return panel



Standard  
CBV1-C760\*3  
(CBV1-C766)\*3,4  
Tactile button with yellow-orange lighting

## Hall position indicators and buttons\*1

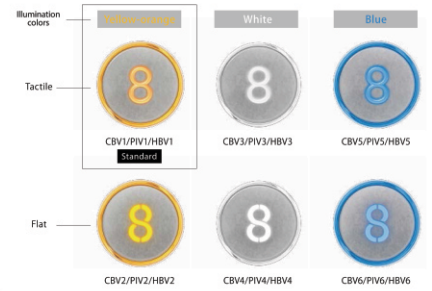
With plastic case



Standard  
PIV1-A1010N  
PIV1-A1010B  
Tactile button with yellow-orange lighting

Standard  
PIV1-A1020N  
PIV1-A1020B  
Tactile button with yellow-orange lighting


## Button line-up



Tactile or flat button (stainless-steel, non-directional hairline) is selectable from three types of illumination colors (yellow-orange, white or blue).



Dot LED Indicator  
CBV1-C720\*4  
(CBV1-C726)



PIV1-C710N\*6



PIV1-C720N







FJ-C04

»» Touch calling box (simplex)  
触摸召唤盒(单梯)



FJ-X004A

»» Touch calling box (simplex)  
触摸召唤盒(单梯)



FJ-X04A



FJ-C05

»» No bottom box calling(simplex)  
无底盒召唤(单梯)



FJ-X05A

»» No bottom box calling(duplex)  
无底盒召唤(并联)



FJ-X05B

»» No bottom box calling(duplex)  
无底盒召唤(并联)




FJ-X05C

- 材质：发纹不锈钢
- Color LCD picture type





## MR ( MACHINE ROOM LIFT )



"SL" passenger elevator is flexible in car design. It is most ideal choice for hotels, restaurants, office buildings, commercial buildings, entertainment centers, shopping centers and so on. The perfect combination of practicability & aesthetics creates a cozy space. The most effective self-inspection program enabled the elevator to fully display all functions, all the features has bring the elevator to a high level and satisfy passengers need.

Safer and secure

We utilize the advanced fully computerized modular variable voltage and variablefrequency (VVF) control system and top control technology in the world. We enhance the travel efficiency of the system through overall safety considerations and elaborately humanized design. Serial communicating network results in more concise and effective elevator running. SMT (surface mount technology) reduces the print-board area and greatly strengthens the reliability of the electronic circuit.

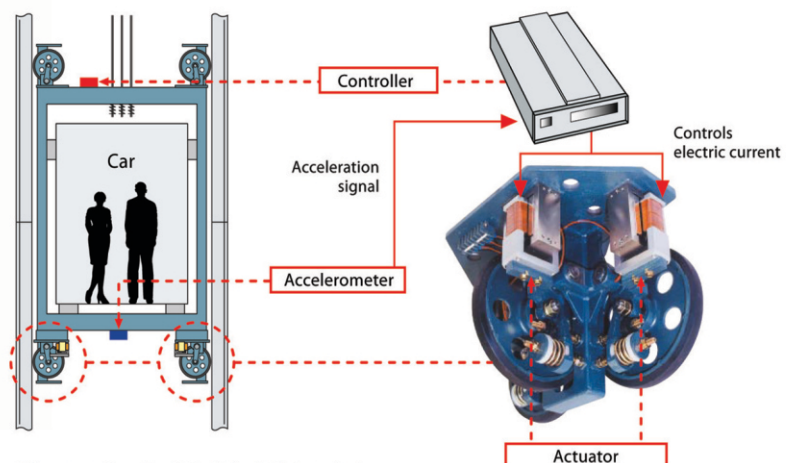
## ADVANCE DOOR CONTROLS

Our innovative door operation system employs a highly efficient "one-chip RISC microcomputer" which detects minor variations in the door load on each floor, the strength of the wind, and even sediment in the sill grooves. It adjusts the door open and close speeds, as well as the door motor torque as needed, for each floor using the Auto-Tuning function.

Note : Not applicable to some plans.



## ACTIVE ROLLER GUIDE



\* Please consult us when Active Roller Guide is required.



# Speed

## Traction Machine with PM Motor

(PM motor: permanent magnet motor)

The joint-lapped core built into the PM motor of the traction machine features flexible joints. The iron core acts like a hinge, which allows coils to be wound around the core more densely, resulting in improved motor efficiency and compactness. A high-density magnetic field is produced, enabling lower use of energy and resources and reduced CO<sub>2</sub> emissions.

## Super High-rise Rope Mechanics

Mitsubishi Electric's new sfleX-rope™ comprising bundles of high-intensity steel wire strands, each covered with plastic, offers higher intensity than conventional rope for safe operation despite the greater weight of longer ropes. Each wire has a higher density and wider cross-sectional area than conventional rope, which helps to reduce rope stretching caused when passengers step into the elevator.

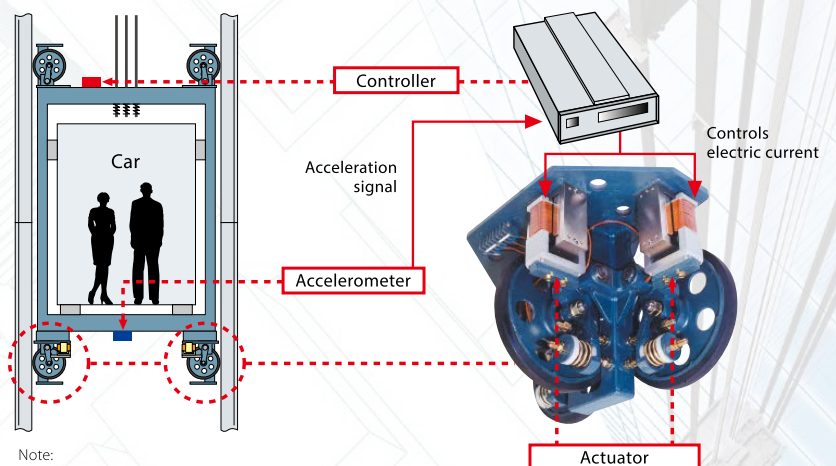
The sfleX-rope™ is a trademark of Mitsubishi Electric Corporation.

# Comfort

## Active Roller Guide (Optional)

The amount of lateral vibration generated by high-speed elevator cars is tremendous. As a world's first innovation in the industry, Mitsubishi Electric's Active Roller Guide technology reduces this vibration by approximately 50%. It works via an accelerometer that detects car vibration during operation, along with actuators that cancel the vibration through a controlled electromagnetic force. Mitsubishi Electric Active Roller Guides ensure a more comfortable ride

than elevators employing conventional roller guides.



Note:  
\* Please consult our local agents for details.



# COMPANY LICENCE

SAVE ENERGY      SAVE NATION

GOVERNMENT OF TAMIL NADU  
ELECTRICAL INSPECTORATE

Web Site: www.tnei.in.gov.in  
E-mail: ceig@tn.nic.in

From: The Chief Electrical Inspector to Government  
Thiru vi ka Industrial Estate,  
Guindy, Chennai-600 032.

To: M/s. Alens Lifts,  
45, Amman Nagar Main Road,  
1<sup>st</sup> Street, Nesapakkam,  
Chennai -78

Letter No. LEM 1115/CEIG/D1/2014. Dated: 26.03.2015

Sirs,

Sub: Lifts - Tamil Nadu Lifts Act 1997 and Tamil Nadu Lifts Rules 1997 - Registration for Lifts Erection and Maintenance - Issued - Regarding.

Ref: Your Lr.No. Nil. dt. Nil Received on 10.11.2014 and documents received at the time of inspection.

1>Your firm has been registered in the list of lift manufacturers for carrying out work of lifts erection, additional alterations there to and carry out the maintenance work. The registration certificate is enclosed herewith.

2)Separate gang of staff should be appointed for erection work of lifts and for maintenance of lifts respectively.

3)The details of works undertaken including the particulars of lift name and address of the owner of the premises/building and licence issued by the lift inspector with regard to the erection and maintenance of lifts in Tamil Nadu should be reported once in six months.

Encl: Registration Certificate for Lifts Erection and Maintenance.  
S.M/26.3.2015/

For Chief Electrical Inspector to Government

GOVERNMENT OF TAMIL NADU  
ELECTRICAL INSPECTORATE

**CERTIFICATE OF REGISTRATION IN THE APPROVED LIST FOR ERECTION AND MAINTENANCE OF LIFTS**

(Kindly refer Tamil Nadu Government Notification No.8 (3) EGY/2244 (D3)/97 and G.O.Ms.No.174, Energy (B1) Department dated 03.11.1997 published in Tamil Nadu Government Gazette extraordinary No.566 dated 10.11.1997 and section 18 of Tamil Nadu Lifts Act 1997)

REGISTRATION NO : LEM/1054  
DATE OF REGISTRATION : 26.03.2015  
VALID UPTO : From 26.03.2015 To 26.03.2016

Under Section 10 of Tamil Nadu Lifts Rules, 1997 M/s. Alens Lifts, 45, Amman Nagar Main Road, 1<sup>st</sup> Street, Nesapakkam, Chennai -78 are hereby approved as Company of Electrical and Mechanical Engineers for erection and maintenance of lift installation within the state of Tamil Nadu subject to the compliance of instructions set out in the Annexure.

For Chief Electrical Inspector to Government

1. Type of Lift	Passenger and Goods Lifts
2. Name of the Company with name of the Owner/Managing Director	M/s. Alens Lifts Thiru. Selva Kumar, Proprietor
3. Name of Authorized Person with his designation	Thiru Selva Kumar, Proprietor
4. List of Engineers with their name and designation	1. Thiru. V.R. Chidambaram B.E., Mechanical Engineer 2. Suresh, DEEE, Electrical Engineer 3. Thiru. P.L. Arun Kumar B.E., 4. Thiru. F. Chiammay, DEEE,
5. Name of Lift Technicians with their names and designation	1. Thiru. K. Murgan, Electrician 2. Thiru. A. Arun, Fitter 3. Thiru. T. Sankaran, Fitter 4. Thiru. K. Karappanmayy, Certificate Holder, and others

For Chief Electrical Inspector to Government AND INSPECTOR OF LIFTS

10. A record of tests carried out during initial erection and tests carried on the Lifts installation shall be recorded in a register to be maintained for the purpose by the holder of this certificate and every such report shall be produced to the Inspector of Lifts concerned during the inspection.

11. The holder of this certificate should mention the approval registration number with its validity as per correspondence to this office and to any Inspector of Lifts and only the authorized signatory shall sign in all the correspondences.

12. The holder of this certificate should dispute one of his authorized Representative/Engineer to be present at the time of inspection by the Inspector of Lifts or his representative of the Lift Installation erected by him.

13. Change in ownership or in the name and style in which the approval is granted will entitle in the issue of fresh approval.

14. Atleast 3 persons of the center of the Lifts who ordinarily sign the correspondence or residents of premises in which the Lift is installed, shall be notified by holder of this certificate of registration in respect of rescue operation in case of power failure.

15. The holder of this certificate of registration shall report the occurrence of any fatal or non-fatal accident in writing to Chief Electrical Inspector to Government and the Inspector of Lifts concerned within 24 hours of the occurrence of such accident.

16. The group insurance Scheme/Wideman compensation policy for the employees should be kept alive.

17. Grant of Duplicate Certificate of Registration:  
A duplicate of certificate of registration granted under these rules will be issued on certificate by the applicant of the loss of original certificate to the satisfaction of Chief Electrical Inspector to Government and Inspector of Lifts.  
On issue of duplicate certificate, the original certificate shall be deemed invalid and if found shall be returned to Chief Electrical Inspector to Government and Inspector of Lifts for cancellation.

18. If the holder of this certificate is found to be guilty of negligence/incompetence or a breach of the provisions of the Tamil Nadu Lifts Act 1997 and Rules 1997 and the above instructions contained in this registration or for the misrepresentation/conduct/behaviour or any other reason in public interest, the Chief Electrical Inspector to Government and Inspector of Lifts may suspend or cancel the approval after giving a show cause notice.

For Chief Electrical Inspector to Government and Inspector of Lifts

# PRIVILEGE CLIENT



Chennai



Marrybrown®

Chennai



Chennai



Chennai



Chennai



Chennai



Chennai



Chennai



Walajabad



Thiruvannamalai



Chennai



Chennai



SANTI JEWELLERY

Vaniyambadi



STATUS HOMES

Chennai



Chennai



Suresh Home

Thiruvannamalai





Chennai



Chennai



Chennai



Chennai



Chennai



Chennai



Chennai



Chennai



Chennai



Walajabad



Chennai



Chennai



Chennai



Chennai



Chennai



Chennai



Chennai



Chennai



Chennai



Chennai



Hosur



Chennai



Chennai



Chennai



Chennai



Chennai



Chennai



Chennai



Chennai



Chennai



Vellore



Chennai



Vaniyambadi



Chennai



Chennai



Chennai



Chennai



Chennai



Guduvanchery



